



"STICKY FINGERS"

Magazine



www.sticky-fingers.org.uk

Issue 106 March 2013

Next month - April 2013 - 1st Round of Competition Night

Next month – April 2013 – 1 st Round of Competition Night.....	1
Peters Prattling	1
Southern Expo 2013 & 2014	1
Essex Model Show – Sunday 14 th July	2
75 th Anniversary Exhibition at Sanders Draper School – Saturday 13 th July	2
Book Sale	2
Medway Modelling Club Exhibition -at the Historic Dockyard, Chatham, Kent	3
Milton Keynes Show/ModelKraft 2013 - Sunday 21 st April 2013	3
Forthcoming Shows in 2012/2013	4
Robins Ruminations.....	4
My official hat is now on.	5
Wrighty's References.....	6
RAF Centenary Decals	6
Decals by Xtradecal.....	6
Decals by Jim Chapman.....	7
Enterprise to Retire	7
Who Wants to Buy a Sukhoi Su-35?.....	8
F-22 Raptor Crashes.....	8
J.31 Maiden Flight.....	8
China's Carrier Liaoning Air Trials with J.15	8
Red Arrows No Show	9
WrySpy Proved Right on MOD Inefficiency	10
Thanks Peter, Bob and Robin.	10
IPMS Hornchurch AGM Report	11
Branch Secretary Report 2013.....	11
Treasurer Report 2013.....	11
Competition Secretary Report 2013.....	11
Election of Officers	11
Club Competition Winners	11
Formulation of the Club Meeting schedule	12
Christmas Present Build.....	12
Any Other Business	12
2012 / 2013 Meeting Schedule	13

Peters Prattling

Southern Expo 2013 & 2014

Well it's all over bar the shouting again, I would like to thank all those who helped out, I'm sure you were all wonderful.

Ever the gluttons for punishment and I don't quite believe it myself but we have booked the date for Expo 2014. It's March 15th & 16th, so keep that weekend free in your diaries.



"STICKY FINGERS"

Magazine



www.sticky-fingers.org.uk

Essex Model Show – Sunday 14th July

THE ESSEX MODELLERS SHOW 2013
SUNDAY 14TH JULY 2013 10AM-4PM

Hannakins Farm
Community Centre
Rosebay Ave, Billericay, CM12 0SZ
Adults: £3.00 Child/OAP: £1.50

CONTACTS
Clubs: - Jim Smith: 07787 381976, wifflesnoop@yahoo.co.uk
Traders: John Drummond: 01702 205494, drummond9@talktalk.net

Logos for I.P.M.S., Chelmsford, Essex MAFVA, Southend, and Hornchurch are also present.

The show held at Billericay last year has been rebooked. Unfortunately the date of the show has had to be changed due to other sporting fixtures and other show clashes on over the preferred weekends, but at least it's booked.

75th Anniversary Exhibition at Sanders Draper School – Saturday 13th July

It seemed like we had a few people interested in putting on a small display at the school. John Huston has a gazebo and possibly some tables, Jackie has said we might be at least under a covered area should the weather be its normal summer self.

Book Sale


A friend of mine is selling off some of his dad's collection of books, if anyone is interested in anything let me know and I'll put you in touch. I don't have any prices but I'm sure they will be open to offers.

- The Blitz Then & Now - Vol.1. 0900913452
- The Blitz Then & Now - Vol.2 0900913541
- The Blitz Then & Now - Vol.3. 0900913584
- The Battle of Britain Then & Now - Winston G Ramsey. 0900913193
- The Battle of Britain Then & Now MK II -Winston G Ramsey. 0900913258
- Action Stations 1. Wartime Military airfields of East Anglia 1939-1945 - Michael J Bowyer
- Action Stations 2. Military airfields of Lincolnshire & the East Midlands - Bruce Barrymore Halpenny.
- Action Stations 3. Military airfields of Wales & the North West - David J. Smith
- Action Stations 4. Military airfields of Yorkshire - Bruce Barrymore Halpenny
- Action Stations 5. Military airfields of the South West - Chris Ashworth
- Action Stations 6. Military airfields of the Cotswolds & the Central Midlands - Michael J F Bowyer
- Action Stations 7. Military airfields of Scotland & N.Ireland - David J Smith
- Action Stations 8. Military airfields of Greater London - Bruce Barrymore Halpenny
- Action Stations 9. Military airfields of the Central South & South-East - Chris Ashworth
- Action Stations 10. Supplement & index - Bruce Quarrie
- Action Stations Overseas - Sqn Ldr Tony Fairbairn
- Action Stations Military Airfields of Cambridgeshire - M J Bowyer (paperback) 1987
- Britains Military Airfields 1939 - 45 - David J Smith
- Sussex Airfields in the Second World War - Robin J Brooks
- British Military Aircraft Serials 1911 - 1979 - Bruce Robertson
- Jane's World Aircraft Recognition Handbook - Derek Wood (1984)
- Man Is Not Lost - Group Captain Dickie Richardson
- Bennett & the Pathfinders - John Maynard
- RAF Squadrons - Wing Cmdr C G Jefford MBE RAF ISBN 1 85310 0536
- Spitfire - The History - E B Morgan & E Shacklady ISBN 0 946219 10 9 1st edition.
- Fighter Squadrons of the R.A.F. & Their Aircraft - J Rawlings 1st Edition
- The Mighty Eighth - A History of the U S 8th Army Air Force - Roger A Freeman (signed). 0356026620



"STICKY FINGERS"

Magazine



www.sticky-fingers.org.uk

Halifax An Illustrated History of a Classic World War II Bomber - K A Merrick. ISBN07110 0767 5
Battle Over Britain -Francis K Mason ISBN 901928 003
The Narrow Margin - Derek Wood & Derek Dempster (softback)
Diamonds in the Sky - A Social History of Air Travel- K Hudson & J Pettifer
The War In Pictures 6 Volumes
Royal Air Force 1939-45 - 3 Volumes HMSO Publications (paperbacks)
Civil Aircraft Markings 1965, 1967, 1968, 1969, 1970, 1971, 1972, 1973 - J W R Taylor / 1991, 1994, 1995 - Alan J Wright (paperbacks)
The Observer's Soviet Aircraft Directory - William Green & Gordon Swanborough - 1975
Macdonald Aircraft Handbook - William Green 1964
World Airline Insignia - Humphrey Wynn 1973 (paperback).
The Chanctonbury Crashes - Martin F Mace (paperback) 1998
British Airports - J W R Taylor 1963(booklet)
Civil Aircraft Recognition -J W R Taylor 1966 (paper book)
British Civil Aircraft Register 1970 - G Swanborough & J W R Taylor
Enemy Coast Ahead - Guy Gibson V C - 1969
Front Line Sussex Napoleon Bonaparte to the Cold War - Peter Longstaff-Tyrrell 2000 (softback).
World Civil Aircraft Since 1945 - Michael Hardy 1979
Battle over Sussex 1940 -Pat Burgess & Andy Saunders 1990
Blitz Over Sussex 1941-42 - Pat Burgess & Andy Saunders 1994
We'll Meet Again - Photographs of Daily Life in Britain During WWII - Robert Kee 1985
Camouflage & Markings USAAF 1937-45 Roger A Freeman 1974 (signed)
Aircraft Recognition 1941/1942/1943 Penguin Special Paperbacks (poor condition)
Aircraft of the US Army - booklet Hutchinson's Illustrated Record
Down In Wales - Visits to some wartime air crash sites - Terence R Hill 1994 (Paperback).
Observer's Book of Aircraft 1953/55/56/57/58/59/60/61/62/63/64/65/66/68/69/70/71/72/73/74/75
Basic Aircraft Military 1967 x 2
Basic Aircraft Civil 1967 x 2
The New Observer's Book of Aircraft 1986 (paperback)
Observer's Airliners 1991
The Sky's The Limit - A Study of British Air Power - J M Spaight 1941
Airfix - Celebrating 50 Years of the Greatest Plastic Kits in the World - Arthur Ward
AA Members Handbook 1949 Hardback - poor condition
UK Airfields of the Ninth -Then & Now - Roger A Freeman

Medway Modelling Club Exhibition -at the Historic Dockyard, Chatham, Kent

The Medway Modelling Club is again hosting a modelling exhibition at the Historic Dockyard at Chatham during the Medway Festival of Steam and Transport on Sunday 31 March and Monday 1 April 2013. The exhibition will be held in one of the covered slipways (ground floor this time) and exhibitors will have free entry to the Steam and Transport Fair and all dockyard attractions.

I've booked the club 2 tables on the Sunday 31st March as Robin and I (plus our spouses if the weather is good) were interested.

Milton Keynes Show/ModelKraft 2013 - Sunday 21st April 2013

Despite a late entry to the attendance list we have been allocated space, 4 tables but they are on the 1st floor balcony. Still better than nothing I guess.



"STICKY FINGERS"

Magazine



www.sticky-fingers.org.uk

Forthcoming Shows in 2012/2013

Shows with **highlight** have been booked for us to attend. If you wish to attend any of the shows with the club stand please let me know so I can attempt to book space for the club.

2013	
31st March & 1st April (Sunday & Monday)	Medway Modelling Club Exhibition, Historic Dockyard, Chatham, Kent
6th & 7th April (Saturday & Sunday)	Model-Ex 2013, Windmill Primary School, Raunds, Northamptonshire
7th April (Sunday)	Shropshire Model Show, RAF Museum Cosford, Shifnal, Shropshire, TF11 8UP
13th April (Saturday)	Sword & Lance 2013, Darlington College, Haughton Road, Carlington, DL1 1DR
21st April - (Sunday)	ModelKraft, Stantonbury Leisure Centre, Milton Keynes, MK14 6BN
27th & 28th April (Saturday & Sunday)	Scottish Nationals, The Dewars Centre, Glover Street, Perth, PH2 0TH
11th May (Saturday)	Southdowns Show, Lancing.
19th May (Sunday)	IPMS Barnet + IPMS(UK) AGM, RAF Museum Hendon
25th May (Saturday)	Model 2013, Torquay Town Hall
1st June (Saturday)	IPMS Salisbury Model Show, Wyvern College, Sports Hall, Church Street, Laverstock, Salisbury, SP1 1RE
13th July (Saturday)	Sanders Draper School Display
14th July (Sunday)	Essex Model Show, Hannakins Farm, Billericay, Essex
28th July (Sunday)	Midland 2013 Model Expo, Cocks Moors Woods Leisure Centre & Golf Course, Alcester Road South, Kings Heath, Birmingham, B14 6ER
1st September (Sunday)	East Riding of Yorkshire Model Show, Driffield Showground, Kellythorpe, Driffield, East Yorkshire, YO25 9DN
8th September (Sunday)	Model Spectacular 2013, Sutton Coldfield Town Hall, B73 6AB
22nd September (Sunday)	Wings & Things 2013, Spalding High School, Spalding, Lincolnshire, PE11 2PJ
9th & 10th November (Saturday & Sunday)	Scale ModelWorld 2013 - 50th Anniversary Show, Telford International Centre, Telford, Shropshire, TF3 4JH

Peter

Robins Ruminations

This will probably be a fairly short article due to the unusually short span of time since our last meeting and my part in the preparations for Expo. By the time you are reading this the show will probably be all over and the only proof it was ever held will be a pile of goodies to be looked at and fondled, (as well as a kit or two that you now wonder why on earth you bought), an empty wallet, bruised fingers, aches and pains from carrying tables and hopefully good memories of the weekend.


At the moment as you can imagine Expo is more or less taking over my life and house. Peter and I spent an evening sorting out the raffle prizes and discussing other Expo related bits and pieces. So now in the corner of my living room I have several large boxes and bin bags of kits ready sorted out for the two days of the show. Now you know how we manage to sort out the prizes for the show so quickly on both days. I'm giving away all of our "trade secrets". The competition trophies and other awards from Name It are in another huge box. Of course as I am digging in the loft the other various buckets, entrance and raffle tickets, cash boxes, locks, chains, signs and paperwork is all being added to the ever growing pile. The club stuff I will drop down out of the loft on the Friday afternoon or it would simply overwhelm the living room. I know Adele reads Sticky Fingers and I would like to take this opportunity to say a big thank you for indulging my hobby and all of my efforts in helping to organise Southern Expo. My long suffering Wife's patience and support of my numerous endeavours seems limitless, thankfully.

At the time of writing this article I am still trying to finish my model of the Pfalz, the problem that I have had is with the rigging. As I use invisible mending thread it needs a days stretching to get rid of the kinks after being on a bobbin for the last 15 years or so. This is easily done by securing one end and applying weigh or another anchor



"STICKY FINGERS"

Magazine



www.sticky-fingers.org.uk

point at the other end, no problem, or so I thought. When Adele went out for an evening I decided to start the process by attaching one end of the thread to a convenient coat hook and the other to a handy washing basket in the kitchen as I had been left in charge of the washing machine, unsupervised! I now had a brainwave, as the thread was all the way down the hall and as it was invisible I really should make it visible or my Son would probably walk into it when he arrived home. So I duly put little pieces of bent card over the thread, job done, no problems. My Son came in from work and almost walked straight into the line but he spotted bits of card suspended in mid air just in time and after a quick explanation from yours truly I received a couple of seconds of raised muttering my Son departed to his room shaking his head. However the plan now really started to unravel, Adele came home earlier than expected. After a quick word of warning and then of explanation my Wife simply raised her eyebrows, shrugged her shoulders and went out into the kitchen shaking her head.

"Rob, would you like a cup of tea?"

"Yes please"

"You didn't empty the washing machine, huh, I'll do it"

Twang! Adele had pulled the washing basket and that was the end of that attempt of gently stretching the thread. Not to be thwarted I began looking for somewhere else I could stretch enough thread in one go. I found it upstairs, there was no way that this attempt would get in anybody's way or could be interfered with. If I attached the end to a high cupboard in my modelling room and run the thread along the tops of the door frames, over the banister and a small weight attached to the reel. Too high to touch and too close to a blank wall to be in anybody's way, sorted. As my Wife had come home early she decided to do some ironing while watching the golf. I got busy drilling holes and touching up the paintwork on the Pfalz as my Wife got busy with the ironing downstairs, how bad can that be? It must have been a good game of golf as my Wife was getting through the ironing pile at a fair rate which meant that she had to have somewhere to "air" the just ironed shirts. Where better than well out of the way than the door frames of the bedrooms? You guessed it.

Twang! "Sorry Rob". So I now have three short lengths of thread hanging in my modelling room and intend to see John Adams at Expo to check out his Lycra stretchy rigging material, it must be easier on the blood pressure if nothing else!

Although I can't of course know at this point in time exactly who would have turned up on the Friday evening to help set the tables and chairs up and helped us break the show down on the Sunday afternoon. Of course that's not forgetting the members that helped out with the many various and mostly thankless tasks of running the show during the weekend. I will just say from Peter and myself, THANK YOU VERY MUCH. Without your unstinting help and assistance the show would be almost impossible to stage. Although Peter and I get the credit for running the show (and a few bits of abuse) never forget that the real credit for making the show such a success on the weekend also belongs to you. Well done gentleman, you know who you are, take a bow.

My official hat is now on.

Well the annual bun fight seemed to go off as painlessly as possible, not even a drop of blood was spilt, the cleaner will be pleased. Not unsurprisingly the club's members re-elected the incumbent committee unopposed. I can't speak for the other members of the committee but I shall accept the result with generosity as a display of your confidence in my phenomenal abilities rather than a desire not to get stuck with the job yourself. Thank you gentlemen.

Not a lot is happening during this evenings meeting as it's directly after Expo and I'm sure that some of us will be a touch footsore and "modelled out" as it were. So tonight is "work in progress", I hope that you all haven't forgotten to bring your part built / part finished kits, depending how you look at it, along with you. I just don't know which of the many part built kits I should bring down to the club; I have so much choice unfortunately!

In my official capacity this evening I will only be awarding the trophies to their worthy winners. That is of course as long as the engraver has remembered to read the written instructions of what he has to engrave on the plates, unlike some years!

Robin



"STICKY FINGERS"

Magazine



www.sticky-fingers.org.uk

Wrighty's References

RAF Centenary Decals

If anybody is looking for a theme for their next project, how about the centenary aircraft of No's 1, 2, 3 & 4 Sqn RAF? I have located decals for all the aircraft used by these Squadrons, though the decals are so miniscule you can't read them without a high powered magnifying glass, this infuriating habit of all air model magazine previews can be overcome, and that, I have done in this case. I have added an article from the IPMS magazine by Jim Chapman who has presented a theme on No.3 Sqn and also produced his own decal sheet for this Squadron. Therefore may I present to you the decal subjects for all four Squadrons.

SCALE ModelWorld 2012

The Big Display 2012

The 100th Anniversary of No.3(F) Squadron, Royal Air Force



Quite a few of the 3(F) squadron personnel who have purchased my special decal sheet have queried my interest in the squadron since they had not come across me in any of the 3 Squadron Association's papers. I had to confess to a rather childish reason. By a serendipitous series of events in the late 1950s/early 1960s three factors came together to fire my enthusiasm for the squadron. I discovered that RAF Wing Commanders could have their initials on their own aircraft; Revell released a model of the Tempest; and I came across an Air Britain article in the Imperial War Museum recording all the Tempests of 3(F) at Volkel in October 1944, listing all the aircraft and their serial numbers including two coded JF-C. Two Tempests were quickly added to my collection - one with an unlikely Wing Commander's pennant under the cockpit!

Ever since, I have always looked for a 3(F) option for markings, so the guts of the display had been building up over a number of years and only required some careful cleaning up. My request for assistance from other members brought forth a slightly limited response but, in reality, I doubt if it is possible to put on a large display if too many people are involved. The big problem I was going to face was how to manage the display at the show when I have no time. That was solved by Richard Kent providing a specific area and co-locating my own branch (Kent) who provided members to look after the display and answer queries from any visitors using crib sheets prepared in advance.

Getting models of all the squadron's aircraft from 1912 was clearly impossible but I did have some luck at SMW 2011. Unpacking the models donated for the Give an Old Model a New Home I found a 1/48th scale Blériot XI. Not in the best of condition but I snapped it up for the statutory £1 and refurbished it. Other members of the Society filled gaps in my collection for some of the other early types so the display was pretty comprehensive.

My own worst trial was the building of an old Airways Vacform of a Javelin in 1/48th. Never again!

Included within the display were a few models of 2 Squadron, also 100 years old on the same date, despite the antipathy between the two squadrons as to which was the first. After the show most of my own 1/48th models will be going to 3 (F) Squadron for their history room.

Reaction to the display seems to have been pretty favourable. The informative labels and event placards seem to have been liked and one, including a photo of Flying Officer Dryland who flew Tempests, caused quite a few comments of the "Is he old enough to be out of school?" variety. I would recommend such an approach to anyone contemplating a large display. More information and fewer models will be of more interest to the general public than a heap of models scattered across an expanse of tables.

For the future? Well I may contribute models to a display but never again a lead role, at least not while I still wear the Treasurer's hat.

Jim Chapman
Hon. Treasurer


Decals by Xtradecal

No.1 Squadron RAF (X72149 / X48108)			No.2 Squadron (X72150 / X48109)		
1	SE5A	1918 France	1	Bristol F2.B	1920 Cork
2	Hurricane	1940 France (Richay)	2	Lysander III	1941 Sawbridgeworth
3	Typhoon 1B	1943 Biggin Hill	3	Mustang III	1942 Sawbridgeworth
4	Spitfire IX	1945 Hawkinge	4	Spitfire XIV	1945 RAF Celle
5	Meteor F4	1948 Tangmere	5	Meteor FR9	1956 Geilenkirchen
6	Meteor F8	1963 Tangmere	6	Swift FR5	1960 Jever
7	Hunter FG9	1960	7	Hunter FR10	1969 Gutersloh



"STICKY FINGERS"

Magazine



www.sticky-fingers.org.uk

8	Harrier GR5	1990	8	Tornado GR4	2010 90 th Anniversary Marking
9	Harrier GR7	1994 Wittering			
10	Harrier GR9	2010 Cottesmore			
11	Harrier GR9	2011 Retirement Marking			

No. 4 Squadron (X72127 / X48106 / X48107)		
1	Audax	1931 Farnborough
2	Lysander II	1939 Odiham
3	Mustang I	1942 Twinwood Farm
4	Mosquito FBVI	1948 Wahn
5	Sabre F4	1954 Jever
6	Hunter F6	1958 Gutersloh
7	Harrier GR3	1977 Gutersloh
8	Harrier GR3	1982 Gutersloh
9	Harrier GR3	1984 Gutersloh
10	Harrier GR9	2010 Cottesmore
11	BAe Hawk T2	2012 Valley (Special Markings)

Decals by Jim Chapman

No. 3 Squadron		
1	Hurricane IIC NF	1941 Martlesham Heath
2	Typhoon IB	1943 Manston
3	Typhoon IB (Late)	1944 Broadwell Bay
4	Tempest V	1944 Newchurch
5	Tempest V	1944 Normandy
6	Tempest V	1945 Warmwell
7	Tempest V	1947 Wunstorf
8	Vampire I	1948 Gutersloh
9	Vampire FB5	1952 Gutersloh

Enterprise to Retire

The USS Enterprise (not Kirk or Picard's versions), the USN greatest carrier is due for retirement after 51 years of service, since she was launched in 1962 as a replacement for the W.W.II Enterprise. The carrier air strike group returned to USN base @ Norfolk, Virginia on the 4th November 2012 after a 7½ month deployment to the Mediterranean in support of on-going operations. It was (CVN.65's) final cruise and her 25th deployment, before being received at Norfolk Navy Yard for decommissioning on the 1st December 2012.



"STICKY FINGERS"

Magazine



www.sticky-fingers.org.uk

Who Wants to Buy a Sukhoi Su-35?



One of our agents who recently made a trip to Moscow brought back an amazing advert, almost beyond belief, he acquired from Russian Promotional Literature in a tourist hand out.

It is from

Rosoboronexport, 27 Stromynka Str, Moscow, 107076

www.rusarm.ru

Russian Defence Export

Efficiency Reliability Quality

Su.35 For Sale, State Support Guaranteed



We thought the MOD would like one for our new carriers, we believe that they can hardly ask for one and therefore like to contact a "go-between" to try and obtain this supposedly top-secret multi-role jet.

F-22 Raptor Crashes

WrySpy wishes to alert various airforces that a USAF F-22A Raptor of the 43FS 325FW has crashed within the perimeter of Tyndall AFB on 15th November 2012. The pilot ejected when problems occurred (unspecified) as he returned to base. It was confirmed it was not related to the oxygen supply problems that we reported on when the type was grounded in 2011.

J.31 Maiden Flight

As reported in Sticky Fingers 101, November 2012, the Chinese carrier fighter 31001 was believed to have flown in September; this has now been confirmed in Chinese reports that it was actually the 31st October 2012 from Shenyang Beijing airport. You may recall the 32001 J.31 was the subject of the Kim Soo Park sketches in the Sticky Fingers 101 November issue. The flight was in the hands of Chief Test Pilot Li Gu Oen, who also trial tested the J.15 & J.16 prototypes. (Shenyang Aircraft Company)

China's Carrier Liaoning Air Trials with J.15


Following last months report on the sea trials of the Liaoning, it is with some surprise after checking carious sources and Chinese media sources, that the air trials are well under way and a surprise for Western observers. This new report is a combined effort from known sources to give a current update.

The air trials were carried out by 2 J.15s (Su.27 Flankers to you), with Bort No's 552 and 523, apparently over 100 days of dockyard and sea trials were carried out by these aircraft between 2011/2012. After the commissioning of the "Liaoning" a further 40+ days were spent at sea. This seems far and away from the "early steps" in the Chinese report. By 2012 this program was well advanced and represented a giant leap forward for both the J.15 and the



"STICKY FINGERS"

Magazine



www.sticky-fingers.org.uk

carrier, as a well matched pair. Apparently prior to the final stage of the trials in October 2012 it was noted intense action with the J.15s on the ski jump ramp at the CTFE @ Xian Yanhlian. Also at a new naval base the PLA Navy named Huangdicum, constituted 24 aircraft shelters and a similar ski jump ramp, thus a sign that the first operational J.15 unit will be based there.

A sad setback for the project, My Luo Yang, chairman and general manager of Shenyang A.I. Corp (SAC) died of a heart attack aged 51 on 25th November 2012, the very day the J.15 tests were celebrated a great success, he had been referred to as the "Father of SAC carrier project".

Another surprise for observers was the professionalism of the deck crew and procedures obviously copied from the US navy, including the colour coded jackets worn by the deck crew who operated like experts, rather than a group for a one off display. (AW/Xinhua News Agency)



Red Arrows No Show



WrySpy "Hot News", this year the Southend Air Show has been cancelled, due to the Council cutbacks as it will save £130,000 in these austere times due to Government budget cuts. The Red Arrows are stars of the show and it's what most people want to see. The council cannot find a sponsor who can come up with the money to save the show. One wonders about RBS sponsoring golf, rugby etc. in Scotland, why can't the Government owned bank help out in England?

Still as far as we know Clacton and Margate are still supporting the world's premiere aerobatic team, so if you do still wish to visit either show, it's only a few miles further than Southend.



"STICKY FINGERS"

Magazine



www.sticky-fingers.org.uk

WrySpy Proved Right on MOD Inefficiency

MoD's £40bn stockpile 'is a waste of cash'

DEFENCE bosses 'wasted' vast amounts on supplies it doesn't need as it built a £40billion stockpile of equipment, MPs have revealed.

The MoD's mountain of reserves was so big by the start of 2012 it was running out of storage for hardware due to return from Afghanistan and Germany.

The department now needs to sell supplies worth £3.4billion to prevent 'significant amounts of public money' being frittered away, the Commons Public Accounts Committee said.

The stockpile of 710million items has grown despite warnings by spending watchdogs as far back as 1991, their report warns.

Tory MP Richard Bacon said the overbuying was 'unacceptable' and added: 'It is particularly galling at a time when funding is tight and when

by **AIDAN RADNEDGE**

one considers that the National Audit Office has been warning about these issues for over 20 years.' Between 2009 and 2011, the MoD spent £1.5billion – more than it needed – on

'raw materials and consumables' such as uniforms and ammunition.

More than £4.2billion worth of supplies had not moved for at least two years and there was no system to prevent over-ordering, the report also found.

The MoD is buying a £1.1billion computer system to help cut spending by £500million a year by 2015 but suffers from understaffing and underqualified workers, MPs warned.

Defence equipment minister Philip Dunne pledged to 'reverse decades of lax inventory management'.



Thanks Peter, Bob and Robin.

Whilst listening to the progress of the A.G.M. last month, it dawned on me how much we owe to the club secretary, Peter and his fellow committee members. I'm sure you will all agree that they provide us with one of the best clubs around in the whole country, never mind Essex.

That we as members can come to the club each month and indulge in our favourite modelling interests and chat to our hearts content to likeminded interesting people and go home feeling happy that you've learned something new either in modelling or life. Throw in Sticky Fingers magazine and refreshments, plus a nice warm hall for competitions, it all adds up to good value for just £2.00.

Thank you gentlemen for the time and effort you put in to make the club what it is today. Also we have you thank you for the "big show", Southern Expo, and the even greater burden placed upon Peter and Robin with all this to organise from Christmas to early March. In my time at the club no other club secretary has had the burden of both positions to oversee.


In Peter's case he has a third commitment as editor of the Sticky Fingers magazine. As I'm rather involved in that, Peter's help and companion graphics have enhanced many of my stories over the years for which I am very grateful. I think that I can speak for all the members when I say "thanks a bunch" don't leave us as nobody else would get close to managing the job that you are doing.

Alan



"STICKY FINGERS"

Magazine



www.sticky-fingers.org.uk

IPMS Hornchurch AGM Report

Firstly a big thank you for the vote of apathy from the club at the AGM in wanting me to continue in the role of club secretary <sarcasm mode off, I am truly happy to continue>. As per previous years, here is a very quick rundown of the AGM with a list of the meeting schedule for 2013/14. This report will also appear in the March 2013 issue of Sticky Fingers.

Branch Secretary Report 2013

The good bits, we have seen more participation in submission of articles for the club newsletter (Sticky Fingers), although as ever I would really like to see more coming in. The newsletter is produced, at great expense (time and effort mostly) by relatively few club members to try and keep you all in touch with what is going on or coming up with the club, but also can and I would hope be used to include articles, like Alan Wrights', about subjects which may be of interest to others.

Club attendance at shows has been very good; the recent Model Engineering Show was a really good example of enough people volunteering and ensuring there were enough attending on each day to put on a really good display, this was also despite the really crappy weather, so well done to all who've made the effort to get to a show last year. Although having said that it was a little frustrating on my part that despite warning you about the passes, yes I know it was complicated, but there were still a couple of people who left it until it was technically too late to apply and I had to spend some time getting extra passes.

After all the good stuff, I must admit to having yet another rant/request to the club for more commitment to get involved. A case in point is the bookings for both the Milton Keynes and Barnet/Hendon shows, I haven't made any bookings for them as yet but no-one had until this meeting asked whether we were attending or even expressed any interest in attending them. I get the feeling that unless I specifically book a show no-one would step forward to ask to attend other shows. This also ties in with the point about using Sticky Fingers to highlight things of interest.

Treasurer Report 2013

Bob presented a rundown of the accounts. The club is still healthily solvent, so no plans to up the subs for the meetings. We did have reduced revenue from club subs but the shortfall was made up by the income from the Essex Modellers Show.

Competition Secretary Report 2013

Nothing much to report (see Sticky Fingers February 2013 for details), only thing to note was that number of models entered was slightly down compared to last year but the standards were as high as ever and the Southend judges had a hard time choosing a Modeller of the Year winner.

Election of Officers

The current officers were re-elected unopposed, although plenty of opportunity was given for others to step forward, sadly none did.

Club Competition Winners

The winners of the club competitions were announced

Wally Arrowsmith Trophy – Aircraft

Paul Bennett

IPMS Hornchurch Trophy – Miscellaneous

Bob Lawrence & Kevin Curley

Modeller of the Year Competition


Ian Brown

Bob & Kevin were joint winners of the IPMS Hornchurch Trophy, they couldn't be separated on points or "count back" as they both had the same number of 1st, 2nd and 3rd places. I'm not sure how they are going to "share" the trophy!



"STICKY FINGERS"

Magazine



www.sticky-fingers.org.uk

The format of the competitions was then discussed; it was felt that the general club competitions were OK as they were, although I did suggest we move the Club Theme Build from November to the February meeting. The reason being that it gives a finishing point nearer to Southern Expo, which was the whole idea of the themed build and it also separates this build from the normal competition and also means that the winner of the yearly competitions may not be known until the AGM.

We then moved on to some proposed theme build topics for the club display next year at Southern Expo 2014. In the end we decided on a theme called "**Stars of Stage and Screen**". The idea being to model a subject which has appeared either in a film or on TV, the feeling being that it should be possible to find something from most genres of modelling for the club to make.

Formulation of the Club Meeting schedule

We then discussed the meeting schedule; see the list at the end of the report.

I also asked whether we wanted to do something other than just the normal Quiz and Nibbles at the December meeting, something to make the evening more modelling related. The suggestion of a quick build was mooted and this was turned into the following idea, which is designed to be "just a bit of fun!"

Christmas Present Build

We all buy a kit of up to £5 or so (it can be more but doesn't have to be). The kits are handed over to myself so that I can wrap them as Christmas presents for random selection at the November club meeting. The kits are then to be built the December meeting. As you can tell by the deadline there won't be much time to detail them up but if you think you can do it good luck.

So important things to note: - if you want to enter you'll need to have given me a kit to go into the "pot" so I can wrap it up for the November meeting. If it's a kit that's been opened already please check that all the parts are there, after all you may end up with it back again.

Any Other Business

Apart from Wally proposing a vote of thanks for the committee, no other issues were raised.



"STICKY FINGERS"

Magazine



www.sticky-fingers.org.uk

2012 / 2013 Meeting Schedule

March 18 th	Work In Progress
April 15 th	Competition Night
May 20 th	Video – Expo & Brian
June 17 th	Competition Night
July 15 th	Allan Roffey – Resin Casting
August 19 th	Modelling Night
September 16 th	Competition Night
October 21 st	John Burt – Figure Painter
November 18 th	Competition Night Christmas Present Build Draw
December 16 th	Quiz and nibbles Christmas Present Build Results
January 20 th	Competition: Modeller of the Year
February 17 th	AGM + Theme Build Competition